

Visitor Directions Pivot Park

Visitors' entrance by car

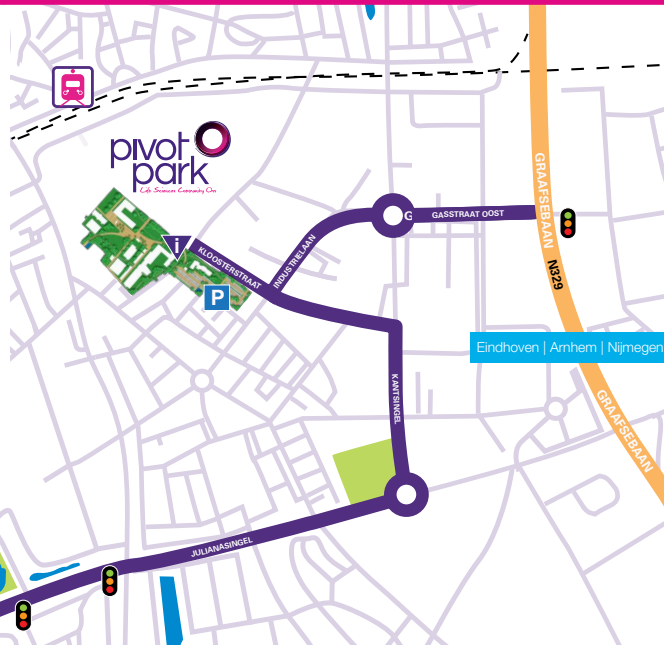
📍 Kloosterstraat 9, 5349 AB Oss

Parking

🅑 Kloosterstraat 9, 5349 AB Oss

Tip:

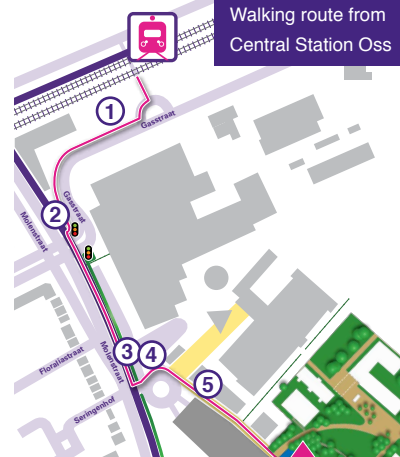
Many navigation systems have trouble with the guidance to the entrance at Kloosterstraat in Oss. Therefore, please also take this plan for the last part of the route.




Visitors' entrance by public transport

Molenstraat 110, 5342 CC Oss

Walking route from
Central Station Oss



Entrance Pivot Park



Directions Pivot Park

Visiting by car

From Utrecht/'s-Hertogenbosch

- Drive along the A2 (E25) towards 's-Hertogenbosch until junction Hintham.
- Take the exit A59 - Oss/Nijmegen.
- Follow the A59 until exit 52 - Oss/Heesch.
- At the end of the exit turn right at the traffic lights (onto Cereslaan).
- Turn right at the second traffic lights (onto Ruwaardsingel).
- Take the second exit at the roundabout (straight on, onto Julianasingel).
- Take the second exit at the second roundabout (onto Kantsingel).
- Turn left onto Kloosterstraat and after 400 m cross the Industrielaan to follow Kloosterstraat.

From Eindhoven

- Drive along the A50 towards Nijmegen until junction Paalgraven.
- Take exit 16 - Oss toward Schaijk/Grave/'s-Hertogenbosch/A59/N324/N329/Heesch.
- Merge onto Graafsebaan - N329.
- After 3.7 kilometers (2.3 miles), take a left turn onto Gasstraat Oost and continue on this road.
- At the roundabout, take the second exit (straight on) and then continue onto Industrielaan (you will pass an MSD manufacturing building).
- After 300 meters turn right onto Kloosterstraat.

From Arnhem/Nijmegen

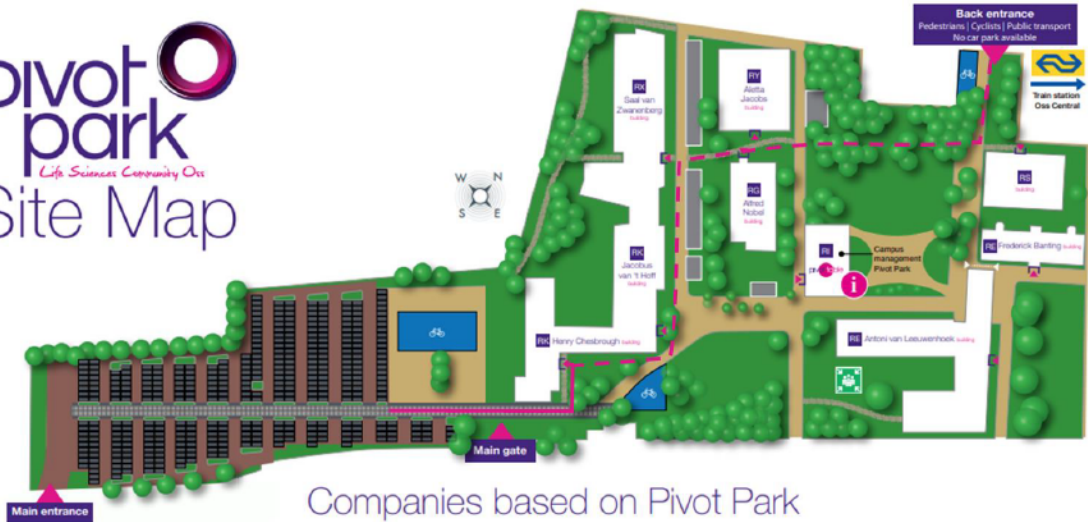
- Drive along the A50 towards 's-Hertogenbosch/Eindhoven.
- Take exit junction Paalgraven - Oss onto the N329 towards Heesch.
- Follow signs for N329/Oss and merge onto Graafsebaan - N329.
- After 3.3 kilometers (2 miles), take a left turn onto Gasstraat Oost and continue on this road.
- At the roundabout, take the second exit (straight on) and then continue onto Industrielaan (you will pass an MSD manufacturing building).
- After 300 meters turn right onto Kloosterstraat.

- On your left is parking P1. The gate will open automatically.
- After parking, follow the signs 'Pivot Park' and report at the building in which you have an appointment.

pivot park

Life Sciences Community One

Site Map



Companies based on Pivot Park